SYMBOL DEFINITION			MISSING NUMBERS
THE NUMBER INSIDE THE SYMBOL ⬭ CORRESPONDS TO THE NUMBER ON THE INSPECTION REPORT FOR THIS DRAWING/PART NUMBER	TOTAL NO. OF SYMBOLS ON DRAWING	10	
	LAST NO. USED	16	

DWG STATUS					ZONE	REVISION HISTORY	AUTH	DR	CK	APVD
DATE	STG	REV	CHG	N/P						
25AP00	R	001	-	-		CLEARED REV COLUMN & ALL PARTS - PSD WAS (26.5)	201175	RGT	RCH	JA
25AP00	R	002	-	-		15393157 - RELEASED	000005	RGT	RCH	JA

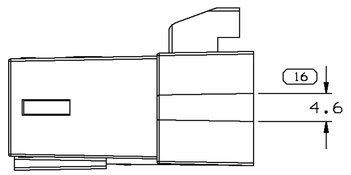

OPTIONAL CONSTRUCTION

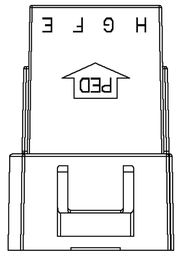

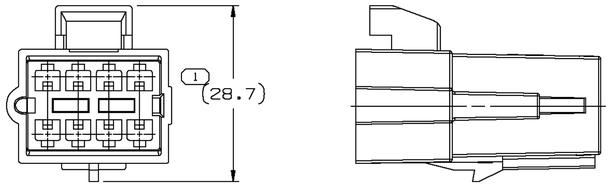

TYPE 102
SAME AS TYPE 101
EXCEPT AS SHOWN

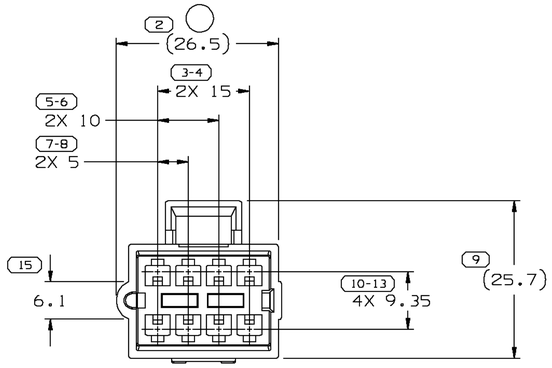

TYPE 101

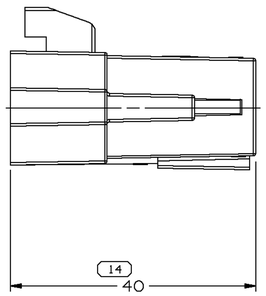

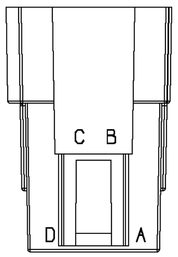

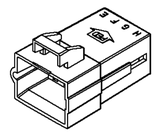

NOTES:

1. UNLESS OTHERWISE SPECIFIED AND/OR INDICATED:
   DIMENSIONS ARE TO FACE OF VIEW SHOWN AND AUTOMATICALLY ROUNDED BY COMPUTER FOR INSPECTION. (SEE MATH MODEL FOR PRECISE DIMENSIONS.) FOR ALL OTHER DIMENSIONS NOT SHOWN BUT REQUIRED FOR TOOL BUILD, SEE MATH MODEL FOR PRECISE TOOL PATH DATA.
3. MATING COMPONENTS OR EQUIVALENT:
   CONNECTOR SEE CHART
4. THIS PART ACCEPTS THE FOLLOWING COMPONENTS OR EQUIVALENT:
   CAVITIES TO ACCEPT 12020116 TERMINAL
   SECONDARY TERMINAL LOCK 12065141
   CONNECTOR POSITION ASSURANCE LOCK 12052834

PART NO	STG	REV	N/P	STATUS	TYPE	MATERIAL SPECIFICATION AND COLOR	MATING CONNECTOR	VOL CM³
15393157	R	001			101	R0071784 PA66 HS IM-GRA MD	12162066	6.823
15358651	R	A3			102	R0071754 PA66 HS IM-BLK	12064998	6.874
12110214	R	B3			101	R0071782 PA66 HS IM-YEL	12110216	6.823
12066195	R	D3			101	R0071754 PA66 HS IM-BLK	12064998	6.823

(14) PROCESS SENSITIVE DIMENSION

DIMENSIONS ENCLOSED IN ( ) INDICATE REFERENCE DIMENSIONS AND NO TOLERANCE LIMITS ARE ESTABLISHED

DELPHI Automotive Systems

MATERIAL SPEC
SEE CHART

DIMENSIONAL RANGE (MM) CHART E					
FROM	0	> 20	> 30	> 70	> 100
TO	20	30	70	100	
TOLERANCE UNLESS OTHERWISE SPECIFIED					
±0.15	±0.2	±0.3	±0.4	±0.5	
ANGULAR TOLERANCE ± 2°					

PART DRAWING

DISTR CODE

CODE NUMBER	DWG DATE	SCALE
6900	04MY90	2:1
QC SPEC	STYLE	VOLUME cm³
		SEE DWG

PART GEOMETRY
3D SOLID

UG
CHANGE RESTRICTED
NO MANUAL CHANGES

UNLESS OTHERWISE SPECIFIED:

PERFECT FORM REQUIRED FOR FEATURES OF SIZE AT MMC. TRUE POSITION TOLERANCES AND RELATED DATUMS APPLY AT CONDITION OF SIZE INDICATED IN FEATURE CONTROL FRAME. ALL OTHER GEOMETRIC TOLERANCES AND RELATED DATUMS APPLY RFS. SEPARATE TRUE POSITION CALLOUTS MAY BE GAGED SEPARATELY, REGARDLESS OF DATUM REFERENCE.

COPY OF MATH DATA
DO NOT SCALE

REFERENCE
001,701

	DR	DATE
APVD1	M. PADILLA	10JL98
APVD2	G. MACIAS	10JL98
APVD3		
APVD4		
APVD5		

METRIC
UNLESS OTHERWISE SPECIFIED, ALL DIMENSIONS ARE IN MILLIMETERS

THIRD ANGLE PROJECTION

DRAWING NAME
TAXI CONN 8M M/P 280

SHEET NUMBER	DRAWING NUMBER	DWG STATUS			SIZE
		STG	REV	N/P	
1 OF 1	12103443	R	002	-	A1

DELPHI PACKARD ELECTRIC SYSTEMS
WARREN, OH10 44486