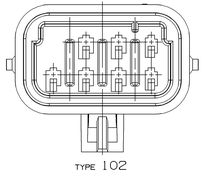

TYPE 102
SAME AS TYPE 101
EXCEPT AS SHOWN

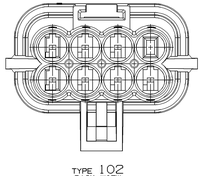

TYPE 102
BACK VIEW

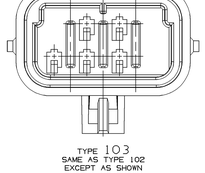

TYPE 103
SAME AS TYPE 102
EXCEPT AS SHOWN

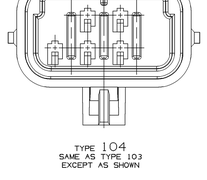

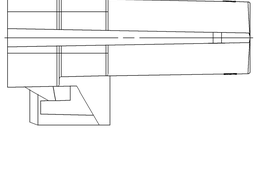

TYPE 104
SAME AS TYPE 103
EXCEPT AS SHOWN

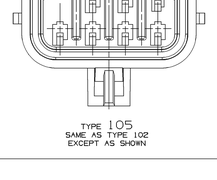

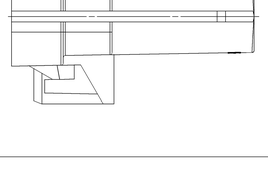

TYPE 105
SAME AS TYPE 102
EXCEPT AS SHOWN

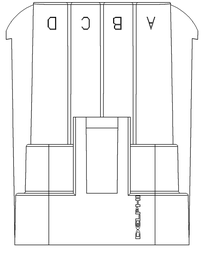

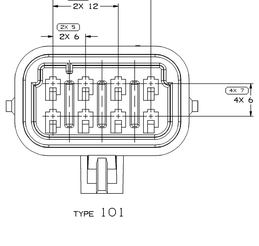

TYPE 101

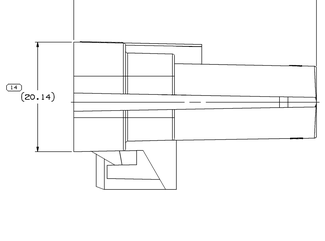



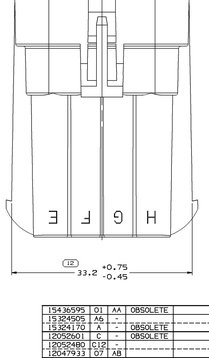

SYMBOL DEFINITION		MISSING SYMBOLS
A DIMENSION WITHOUT AN INSPECTION REPORT SYMBOL (□) DOES NOT REQUIRE INSPECTION. IT MAY BE CONTROLLED ON THE INDIVIDUAL COMPONENT DRAWING.	TOTAL NO OF INSPECTIONS REQUIRED 17	2 4 6 8-10
	LAST NO. USED 15	

DWG STATUS DATE	STS	REV	N/P	CHG	ZONE	REVISION HISTORY	AUTH	DR	APVD 1	APVD 2
18SE03	R	01	-	-		CLEARED REV COLUMN, 15436595 - RELEASED AND ALL PARTS - ADDED GRDWG LOGO & MATL RECYCLING CODE NOTES & REVISED MAT'L SPEC	245902	JOR	JOR	FR
13FE04	R	02	-	-		15436595 - OBSOLETE 12047933 - REVISED CLIP SLOT	251432	MDH	FXV	AD
23MA07	R	03	-	-		ALL PARTS-REMOVED OPTIONAL CONSTRUCTION, RECYCLE CODE & RECYCLE CODE NOTE, RENUMBERED NOTES AND UPDATED MATERIAL DESCRIPTION	401464	WHC	WHC	BDG
26JN07	R	04	-	-		ALL ACTIVE PARTS - ADDED P/N 15324525 TO NOTE 3 AND REVISED MATERIAL CALLOUT	401755	RH	RH	BDG

NOTES

1. UNLESS OTHERWISE SPECIFIED AND/OR INDICATED:
   DIMENSIONS ARE TO FACE OF VIEW SHOWN AND AUTOMATICALLY ROUNDED BY COMPUTER FOR INSPECTION. (SEE MATH MODEL FOR PRECISE DIMENSIONS.) FOR ALL OTHER DIMENSIONS NOT SHOWN BUT REQUIRED FOR TOOL BUILD, SEE MATH MODEL FOR PRECISE TOOL PATH DATA.
2. SEALING CODE 3 - DESIGN WILL PASS SALT FOG AND IMMERSION TEST AFTER CONDITIONING AS SPECIFIED IN ESA-644 (WEATHER-PACK), ESA-710 (METRI-PACK), ESA-650 (UNDERHOOD MICRO-PACK), C-4006 (WORLD CONNECTOR), ETC. - WHEN MATED TO MATING PART OR EQUIVALENT
3. THIS PART ACCEPTS THE FOLLOWING COMPONENTS OR EQUIVALENT:
   CAVITIES TO ACCEPT 12045773 TERMINAL
   TERMINAL POSITION ASSURANCE LOCK 12047936 OR 15324525
4. (1.3)X(0.05) RAISED DELPHI CORPORATE BRAND TO BE LOCATED ON ANY EXTERIOR SURFACE, PREFERABLY VISIBLE AT FINAL ASSEMBLY. OPTIONAL CONSTRUCTION TO BE "PED" OR NO LOGO.

15436595	01	AA	OBSOLETE		105	12047938	7	D		8.382
15324505	A6	-		POLYESTER COMPOUND - TAN	104	12052499	5	A,D,H		8.442
15324170	A	-	OBSOLETE		103	15324168	5	A,D,H		8.309
12052601	C	-	OBSOLETE		103	12052499	5	A,D,H	USE 12052480	8.309
12052480	A2	-		POLYESTER COMPOUND - GRA DK	103	12052499	5	A,D,H		8.434
12047933	G7	AB		POLYESTER COMPOUND - GRA	102	12047938	7	D		8.404
12047931	F11	-		POLYESTER COMPOUND - BLK	101	12047937	8	NONE		8.363
PART NO	REV	N/P	STATUS	MATERIAL AND COLOR	TYPE	MATING CONNECTOR	CAVITIES	CAVITIES BLOCKED	REMARKS	VOL CM³

DRAWING NUMBER 12048072
SIZE A(x3) | SCALE 4:1 | SHEET 2 OF 2 | REV 1 OF 1 | R | 04 | CHG -

DIMENSIONS ENCLOSED IN ( ) INDICATE REFERENCE DIMENSIONS, NO AS TOLERANCE LIMITS ARE ESTABLISHED	
(12) PROCESS SENSITIVE DIMENSION	
REFERENCE	

DIMENSIONAL ROUND UNITS										
FRAC	±	±	±	±	±	±.00	±.000	±.0000	±.00°	±.00°
DEC	±.5	±.25	±.1	±.05	±.02	±.01	±.005	±.002	±.001	±.000

TOLERANCE UNLESS OTHERWISE SPECIFIED
(DC/SI) DIM X (DC/SI) DIM X (DC/SI) DIM X (DC/SI) ±1 ±1.2°
ANGULAR TOLERANCE ±2°

THIRD ANGLE PROJECTION

DO NOT SCALE

SEE MATH DATA

NX

DWG TYPE: PART DRAWING
STYLE
VOLUME CONT: SEE CHART
SYSTEM CODE: D

UNLESS OTHERWISE SPECIFIED
THIS DOCUMENT IS IN ACCORDANCE WITH ASME Y14.5M-1994 AS MODIFIED BY THE IN GLOBAL DIMENSIONING USE ONLY ASME Y14.5M-1994 WITH THE EXCEPTION OF FEATURES NOT DIMENSIONED TO BE INTERPRETED INDEPENDENT OF OTHER REFERENCES.

ALL DIMENSIONS ARE IN MILLIMETERS

MATERIAL: SEE CHART

DELPHI

DELPHI PACKARD ELECTRICAL/ELECTRONIC ARCHITECTURE
WARREN, OH

		DATE
DR		
APVD1	M.PADILLA	1NOV98
APVD2	C.MIRANDA	1NOV98
APVD3	FRANK ROMERO	1NOV03
APVD4		
APVD5		

SUBSTANCES OF CONCERN: NO RECYCLED CONTENT PER DELPHI (2PV850)

DRAWING NAME: TAXI CONN M W/P 150 SLD

DRAWING NUMBER: 12048072

SIZE A(x3) | SCALE 4:1 | SHEET 2 OF 2 | REV 1 OF 1 | R | 04 | CHG -

15048072